


Van Zandt County
Monthly Financial & Investment Report
Month Ending December 31, 2020

TO BE RECORDED IN THE JANUARY 20, 2021 MINUTES

OF THE COMMISSIONERS' COURT

BY VAN ZANDT COUNTY CLERK.

SUBMITTED THIS THE 15TH DAY OF JANUARY 2021




Kenry Edwards, Treasurer

The Van Zandt County Commissioners' Court, having reviewed the Treasurer's Report as presented, having taken reasonable steps to ensure its accuracy, and based upon presentations of the Treasurer's Office, does hereby approve the Report, subject to the independent auditor's review and does further order that it be filed with the official minutes of this meeting. {LGC 114.026(e)}

In addition, the below signatures affirm that the Treasurers' Report complies with statutes as referenced. {LGC 114.026(d)}S



Don Kirkpatrick, Van Zandt County Judge




Chad LaPrade

Commissioner Precinct #1




Keith Pearson

Commissioner Precinct #3



Virgil Melton, Jr.

Commissioner Precinct #2



Tim West

Commissioner Precinct #4

FUND NAME	CHECKING ACCOUNT	CHECKING AMOUNT	TDOA ACCOUNT	TDOA AMOUNT	FUND TOTAL
2021 010 GENERAL FUND	FIN CLEAR AMERICAN CTY JURY	164,405.16	TDOA MBTA	3,111,510.09	3,275,915.25
2021 012 RESERVE FUNDS	FIN CLEAR	3,417.00	TDOA MBTA	1,900,091.79	5,179,424.04
2021 015 SHERIFF CHAPTER 59 FORFEITURE	FIN CLEAR AMERICAN	2,433.02	TDOA MBTA	16,354.14	18,787.16
2021 016 DA FORFEITURE FUND	FIN CLEAR		TDOA MBTA		
	ESCRROW #1	7,452.42			
	ESCRROW #2	16,369.54			
	ESCRROW #3	23,914.26			
	ESCRROW #4	780.21			
	ESCRROW #5				
	ESCRROW #6				
	ESCRROW #7				
	ESCRROW #8				
	ESCRROW #9	29,049.06			
	ESCRROW #10				
	ESCRROW #11				
	ESCRROW #12				
	ESCRROW #13				
	ESCRROW #14				
	ESCRROW #15				
	ESCRROW #16				
	ESCRROW #17	6,478.50			
	ESCRROW #18				
	ESCRROW #19				
	ESCRROW #20	52,402.81			
	ESCRROW #21				
	ESCRROW #22				
	ESCRROW #23				
	ESCRROW #24				
	ESCRROW #25				
	ESCRROW #26	1,001.41			
	ESCRROW #27				
	ESCRROW #28	2,926.61			
	ESCRROW #29				
	ESCRROW #30				
	ESCRROW #31				
	ESCRROW #32				
	ESCRROW #33				
	ESCRROW #34	9,660.62			
	ESCRROW #35				
	ESCRROW #36				
	ESCRROW #37	3,133.97			
	ESCRROW #38				
	ESCRROW #39				
	ESCRROW #40				
	ESCRROW #41				
	ESCRROW #42				
	ESCRROW #43				
	ESCRROW #44				
	ESCRROW #45				

COMBINED STATEMENT OF CASH POSITION FOR DECEMBER

FUND NAME	CHECKING ACCOUNT	CHECKING AMOUNT	TDOA ACCOUNT	TDOA AMOUNT	FUND TOTAL
2021 017 BUILDING SECURITY FUND	FIN CLEAR	6,878.60	TDOA MBIA	20,016.05	153,809.73
	ESCROW #46				
	ESCROW #47				
	ESCROW #48				
	ESCROW #49				
	ESCROW #50				
	ESCROW #51				
	ESCROW #52				
	ESCROW #53				
	ESCROW #54				
	ESCROW #55				
	ESCROW #56				
	ESCROW #57				
	ESCROW #58				
	ESCROW #59				
	ESCROW #60				
	2021 018 JUSTICE COURT BLDG SECURITY FUND	FIN CLEAR	2,189.41	TDOA	9,412.20
ESCROW #13					
ESCROW #14					
ESCROW #15					
ESCROW #16					
ESCROW #45					
ESCROW #68					
ESCROW #69					
ESCROW #70					
ESCROW #71					
ESCROW #72					
ESCROW #73					
ESCROW #74					
ESCROW #75					
ESCROW #76					
ESCROW #77					
ESCROW #78					
ESCROW #79					
ESCROW #80					
ESCROW #81					
ESCROW #82					
ESCROW #83					
ESCROW #84					
ESCROW #85					
ESCROW #86					
ESCROW #87					
ESCROW #88					
2021 019 DA FORFEITURE FUND	FIN CLEAR	26,072.20	TDOA	455,523.09	481,595.29
	ESCROW #13				
ESCROW #14					
ESCROW #15					
ESCROW #16					
ESCROW #45					
ESCROW #68					
ESCROW #69					
ESCROW #70					
ESCROW #71					
ESCROW #72					
ESCROW #73					
ESCROW #74					
ESCROW #75					
ESCROW #76					
ESCROW #77					
ESCROW #78					
ESCROW #79					
ESCROW #80					
ESCROW #81					
ESCROW #82					
ESCROW #83					
ESCROW #84					
ESCROW #85					
ESCROW #86					
ESCROW #87					
ESCROW #88					
2021 021 ROAD & BRIDGE - PCT. 1	FIN CLEAR	26,072.20	TDOA	455,523.09	481,595.29
	ESCROW #13				
ESCROW #14					
ESCROW #15					
ESCROW #16					
ESCROW #45					
ESCROW #68					
ESCROW #69					
ESCROW #70					
ESCROW #71					
ESCROW #72					
ESCROW #73					
ESCROW #74					
ESCROW #75					
ESCROW #76					
ESCROW #77					
ESCROW #78					
ESCROW #79					
ESCROW #80					
ESCROW #81					
ESCROW #82					
ESCROW #83					
ESCROW #84					
ESCROW #85					
ESCROW #86					
ESCROW #87					
ESCROW #88					

FUND NAME	CHECKING ACCOUNT	CHECKING AMOUNT	TDOA ACCOUNT	TDOA AMOUNT	FUND TOTAL
2021 022 ROAD & BRIDGE - PCT. 2	FIN CLEAR	30,362.45	TDOA MBIA	444,060.71	1,006,795.48
2021 023 ROAD & BRIDGE - PCT. 3	FIN CLEAR	24,148.66	TDOA MBIA	532,372.32	972,374.80
2021 024 ROAD & BRIDGE - PCT. 4	FIN CLEAR	24,165.59	TDOA MBIA	758,226.14	641,006.70
2021 026 ROAD & BRIDGE - GEN	FIN CLEAR	5,422.24	TDOA MBIA	145,000.08	6,443.94
2021 035 VICTIM COORDINATOR GRANT	FIN CLEAR	12,281.61-	TDOA MBIA	1,021.70	12,281.61-
2021 036 DA FORFEITURE FUND II	FIN CLEAR	27,131.21	TDOA MBIA	12,227.98	39,359.19
2021 037 CONSTABLE PCT #4 SEIZURE	FIN CLEAR	760.89	TDOA MBIA	5,884.15	6,645.04
2021 040 COUNTY LAW LIBRARY FUND	FIN CLEAR	4,585.45	TDOA MBIA	69,739.88	74,325.33
2021 042 COUNTY FREE LIBRARY	FIN CLEAR	26,703.19	TDOA MBIA	69,739.88	26,703.19
2021 047 DIGITIZE RECORDS	FIN CLEAR	9,568.31	TDOA MBIA	92,963.66	102,531.97
2021 048 SUPPLEMENTAL GUARDIANSHIP	FIN CLEAR	1,578.22	TDOA	34,465.20	36,043.42
2021 049 COUNTY CHILD ABUSE PREVENTION CLEAR	FIN CLEAR	2,416.88	TDOA	8,285.31	10,702.19
2021 050 COURT RELATED PROGRAMS	FIN CLEAR	3,431.77	TDOA MBIA	.03	3,431.80
2021 052 COUNTY & DISTRICT TECH FUND	FIN CLEAR	1,308.36	TDOA MBIA	4,990.83	6,299.19
2021 053 CAPITALCREDITSECONOMICDEVELOPMENT CLEAR	FIN CLEAR	17,781.18	TDOA MBIA	311,605.14	349,386.32
2021 054 DISTRICT CLERK TECHNOLOGY FUND CLEAR	FIN CLEAR	5,736.24	TDOA	20,000.00	35,779.60
2021 055 CHAPTER 19	FIN CLEAR		TDOA MBIA	30,043.36	
2021 056 COUNTY RECORDS FUND	FIN CLEAR	5,699.16	TDOA MBIA	145,123.96	150,823.12
2021 057 COUNTY CLERK RECORDS FUND	FIN CLEAR	43,668.35	TDOA MBIA	226,956.31	270,624.66

DATE 01/15/2021 TIME 09:21

COMBINED STATEMENT OF CASH POSITION FOR DECEMBER

GELL02 PAGE 4

FUND NAME	CHECKING ACCOUNT	CHECKING AMOUNT	TDOA ACCOUNT	TDOA AMOUNT	FUND TOTAL
2021 058 DISTRICT CLERK RECORDS FUND	FIN CLEAR	3,812.90	TDOA	9,435.19	13,248.09
2021 059 COUNTY CLERK ARCHIVE	FIN CLEAR	52,631.40	TDOA	446,814.22	499,445.62
2021 070 PERMANENT IMPROVEMENT FUND	FIN CLEAR	1.09	TDOA MBIA	.96	2.05
2021 075 RIGHT-OF-WAY FUND	FIN CLEAR		TDOA MBIA		
2021 084 TAX ANTICIPATION NOTES	FIN CLEAR		TDOA MBIA		
2021 085 DEBT SERVICE FUND	DEBT CL	229,605.79	TDOA MBIA	66,102.45	295,708.38
2021 087 VZC INDIGENT HEALTH PROGRAM	FIN CLEAR	23,360.58	TDOA MBIA	104,192.06	127,552.64
2021 088 SOIL CONSERVATION DIST FUND	FIN CLEAR	48,994.88	TDOA MBIA	69,370.67	118,365.55
2021 090 APPELLATE JUSTICE SYSTEM FUND	FIN CLEAR	1,230.35	TDOA MBIA		1,230.35
2021 095 PAYROLL CLEARING ACCOUNT	PAYCLEAR	194,039.82	MBIA		194,039.82
2021 096 GEN FIXED ASSETS ACCOUNT	GRP		MBIA		
2021 097 LONG TERM DEBT GROUP			MBIA		
2021 131 VAN ZANDT COUNTY JAIL	FIN CLEAR	110,478.33	TDOA MBIA	1,151,012.68	1,461,491.01
2021 132 VAN ZANDT COUNTY SHERIFF DEPT	FIN CLEAR	79,470.90	TDOA MBIA	962,000.00	1,041,470.90
2021 145 SOLID WASTE GRANT	FIN CLEAR				
2021 147 2020 HAVA CARES ACT	FIN CLEAR	1,868.76	TDOA MBIA	15,032.62	16,901.38
2021 400 FRUITVALE 2011 TXCDBG	710056WATER				
2021 401 BENWHEELERMSC	7134891131115				
2021 402 LITTLEHOPEMOOREMSC	7130260813				
2021 540 PRETRIAL SUPERVISION	FIN CLEAR	4,971.07	TDOA	125,632.58	130,603.65
2021 541 COMMUNITY SUP & CORRECTIONS	FIN CLEAR	17,645.17	TDOA MBIA	330,598.41	348,243.58
2021 542 ADULT PROBATION CIVIL	FIN CLEAR	8,089.96	TDOA MBIA	51,154.14	370,563.42
				311,319.32	

COMBINED STATEMENT OF CASH POSITION FOR DECEMBER

FUND NAME	CHECKING ACCOUNT	CHECKING AMOUNT	TDOA ACCOUNT	TDOA AMOUNT	FUND TOTAL
2021 543 HIGH RISK SUBSTANCE ABUSE -CFIN CLEAR	FIN CLEAR	8,091.42	TDOA MBIA		8,091.42
2021 544 HIGH RISK SEX OFFENDER -CCP FIN CLEAR	FIN CLEAR	7,480.38	TDOA		7,480.38
2021 545 GRANT C COMMIT REDUCTION PROFIN CLEAR	FIN CLEAR	308.56			308.56
2021 546 JUVENILE PROBATION FUND	FIN CLEAR	12,813.84	TDOA MBIA	125,000.00	237,813.84
2021 547 VZCJPD STATE AID GRANT A	FIN CLEAR	53,150.43	TDOA MBIA	100,000.00	237,813.84
2021 549 VZCJPD - GRANT N	FIN CLEAR	4,479.81	TDOA MBIA		53,150.43
2021 550 D A SUPPLEMENTAL FUND	FIN CLEAR	2,331.79-	TDOA MBIA	11.34	4,479.81
2021 551 VOICES - JUV CJD GRANT	FIN CLEAR		TDOA		2,320.45-
2021 552 ETCOG RESIDENTIAL	FIN CLEAR	961.00-			961.00-
2021 555 JUVENILE PROBATION INTEREST FIN CLEAR	FIN CLEAR	90.66	TDOA MBIA	23,994.39	24,085.05
2021 556 REGIONAL SERVICE ENHANCEMENTFIN CLEAR	FIN CLEAR	14,945.47			14,945.47
2021 558 GRANT S	FIN CLEAR	.45			.45
2021 559 MENTAL IMPAIRMENT CASELOAD	FIN CLEAR	8,951.48	TDOA MBIA		8,951.48
2021 565 INDIGENT DEFENSE GRANT	FIN CLEAR	13,358.20	TDOA	35,642.64	49,000.84
2021 567 FIRE MARSHAL	FIN CLEAR	33,311.56	TDOA MBIA	92,272.95	200,584.51
2021 568 TECHNOLOGY RESOURCES	FIN CLEAR		TDOA	75,000.00	
2021 569 HAVA ELECTION GRANT	FIN CLEAR	159.98	TDOA	1.07	1.07
2021 570 GOLDEN WATER SUPPLY CORP	FIN CLEAR				15,372.21
2021 580 D.A. CHECK COLLECTION FUND	FIN CLEAR	1,063.27	TDOA MBIA	15,212.23	11,741.88
2021 591 CONSTABLE #1 TLEOSE FUND	FIN CLEAR	2,409.43	TDOA MBIA		2,409.43
2021 592 CONSTABLE #2 TLEOSE FUND	FIN CLEAR	2,692.48	MBIA		2,692.48
2021 593 CONSTABLE #3 TLEOSE FUND	FIN CLEAR	1,359.92	MBIA		1,359.92
2021 594 CONSTABLE #4 TLEOSE FUND	FIN CLEAR	74.81-	TDOA MBIA	5,004.59	4,929.78

DATE 01/15/2021 TIME 09:21

COMBINED STATEMENT OF CASH POSITION FOR DECEMBER

FUND NAME	CHECKING ACCOUNT	CHECKING AMOUNT	TDOA ACCOUNT	TDOA AMOUNT	FUND TOTAL
2021 595 SHERIFF TLEOSE FUND	FIN CLEAR	825.26	TDOA MBIA	9,008.28	9,833.54
2021 596 DA TLEOSE FUND	FIN CLEAR	1,962.77	MBIA		1,962.77
2021 600 JUSTICE COURT TECHNOLOGY FUND	FIN CLEAR	1,457.91	TDOA MBIA	57,689.29	59,147.20
2021 800 CONTRIBUTION RELIEF FUND	FIN CLEAR		TDOA	16,082.93	16,082.93
2021 802 VETERAN'S MEMORIAL WALL FUND	FIN CLEAR		TDOA		
2021 803 HISTORICAL COMMISSION	FIN CLEAR	3,867.62	TDOA	5,284.92	9,152.54
2021 804 VAN TORNADO-ASSISTANCE	FIN CLEAR				
2021 805 FEMA - DEC 2015 STORM	FIN CLEAR		TDOA		
2021 806 FEMA APRIL 2016 STORM	FIN CLEAR				
2021 807 HAZARD MITIGATION GRANT	FIN CLEAR		TDOA		
2021 808 COURTHOUSE PLANNING GRANT	FIN CLEAR	84,714.56-			84,714.56-
2021 809 PRETRIAL INTERVENTION PROGRAM	FIN CLEAR	12,132.89	TDOA	49,846.49	61,979.38
2021 810 SHERIFF JUSTICE FORFEITURE	FIN CLEAR	870.00	TDOA	25,449.34	26,319.34
2021 811 SHERIFF TREASURY FORFEITURE	FIN CLEAR		TDOA		
2021 812 CONSTABLE PCT #1 FORFEITURE	FIN CLEAR	500.00	TDOA		500.00
2021 813 VOICES - JUV CJD GRANT	FIN CLEAR	10,081.56-			10,081.56-
2021 814 LOCAL TRUANCY PREVENTION & DEFIN	CLEAR	5,583.94	TDOA		5,583.94
2021 815 COVID -19	FIN CLEAR	359,678.17-	TDOA MBIA	63.06	359,615.11-
2021 816 COUNTY INFRASTRUCTURE FUND GRANT	FIN CLEAR	2,625.00-	TDOA MBIA		2,625.00-
TOTAL		1,088,993.71		13,676,622.72	14,765,616.43

CHECK ACCOUNT

CHECK

ACCOUNT BALANCE - FIN CLEAR	508,121.16
ACCOUNT BALANCE - CTY JURY	3,417.00
ACCOUNT BALANCE - ESCROW #4	7,452.42
ACCOUNT BALANCE - ESCROW #5	16,369.54
ACCOUNT BALANCE - ESCROW #6	23,214.26
ACCOUNT BALANCE - ESCROW #7	780.21
ACCOUNT BALANCE - ESCROW #10	29,049.06
ACCOUNT BALANCE - ESCROW #17	6,478.50
ACCOUNT BALANCE - ESCROW #19	52,402.81
ACCOUNT BALANCE - ESCROW #26	1,001.41
ACCOUNT BALANCE - ESCROW #27	2,926.61
ACCOUNT BALANCE - ESCROW #34	9,660.62
ACCOUNT BALANCE - ESCROW #36	3,123.97
ACCOUNT BALANCE - ESCROW #84	640.53
ACCOUNT BALANCE - DEBT CL	229,605.79
ACCOUNT BALANCE - PAYCLEAR	194,039.82

TOTAL 1,088,993.71

TDOA ACCOUNT

TDOA

ACCOUNT BALANCE - TDOA	9,966,673.70
ACCOUNT BALANCE - MBTA	3,709,949.02

TOTAL 13,676,622.72

DATE 01/15/2021 09:22

COMBINED STATEMENT OF REVENUES AND EXPENSES FOR DECEMBER

THRU DECEMBER

GEL107 PAGE

FUND NAME	***** MONTH TO DATE ***** REVENUES	***** MONTH TO DATE ***** EXPENSES	***** YEAR TO DATE ***** REVENUES	***** YEAR TO DATE ***** EXPENSES
2021 GENERAL FUND	2,351,859.98	1,001,125.16	3,381,171.73	2,807,913.87
2021 RESERVE FUNDS	.00	.00	.00	.00
2021 SHERIFF CHAPTER 59 FORFEITURE	1.24	.00	4.77	.00
2021 DA FORFEITURE FUND	.00	.00	.00	.00
2021 BUILDING SECURITY FUND	5,765.55	4,398.97	14,862.07	13,101.16
2021 JUSTICE COURT BLDG SECURITY	183.89	238.00	408.31	429.00
2021 DA FORFEITURE FUND	.00	.00	.00	.00
2021 ROAD & BRIDGE - PCT. 1	268,721.62	60,019.15	417,081.44	313,721.93
2021 ROAD & BRIDGE - PCT. 2	342,522.29	195,886.52	532,078.62	467,726.07
2021 ROAD & BRIDGE - PCT. 3	318,373.23	176,535.94	497,823.22	323,812.72
2021 ROAD & BRIDGE - PCT. 4	266,325.93	88,333.29	505,019.06	319,710.97
2021 ROAD & BRIDGE - GEN	4,718.39	5,612.70	14,155.24	13,916.17
2021 VICTIM COORDINATOR GRANT	.00	4,597.18	.00	13,730.35
2021 DA FORFEITURE FUND II	16,564.39	1,368.84	23,731.19	8,251.44
2021 CONSTABLE PCT #4 SEIZURE	.44	.00	1.70	.00
2021 COUNTY LAW LIBRARY FUND	3,385.31	2,008.68	5,745.56	4,175.16
2021 COUNTY FREE LIBRARY	10,666.80	9,085.10	32,260.05	25,961.02
2021 DIGITIZE RECORDS	1,833.57	.00	3,351.39	.00
2021 SUPPLEMENTAL GUARDIANSHIP	382.62	.00	570.08	.00
2021 COUNTY CHILD ABUSE PREVENTION	19.54	.00	45.20	.00
2021 COURT RELATED PROGRAMS	737.71	.00	1,381.71	.00
2021 COUNTY & DISTRICT TECH FUND	175.51	.00	346.50	.00
2021 CAPITALCREDITSECONOMICDEVELOP	23.74	.00	91.23	.00
2021 DISTRICT CLERK TECHNOLOGY FUND	697.28	.00	1,543.78	.00
2021 CHAPTER 19	.00	.00	.00	.00
2021 COUNTY RECORDS FUND	985.68	430.00	1,944.19	600.00

FUND NAME	**** MONTH TO DATE **** REVENUES	**** MONTH TO DATE **** EXPENSES	**** YEAR TO DATE **** REVENUES	**** YEAR TO DATE **** EXPENSES
2021 COUNTY CLERK RECORDS FUND	11,421.02	.00	24,595.84	4,024.40
2021 DISTRICT CLERK RECORDS FUND	361.31	.00	815.81	.00
2021 COUNTY CLERK ARCHIVE	11,403.54	.00	24,644.33	.00
2021 PERMANENT IMPROVEMENT FUND	.00	.00	2.05	.00
2021 RIGHT-OF-WAY FUND	.00	.00	.00	.00
2021 TAX ANTICIPATION NOTES	.00	.00	.00	.00
2021 DEBT SERVICE FUND	225,575.72	475,066.80	327,906.41	475,066.80
2021 VZC INDIGENT HEALTH PROGRAM	10,000.00	8,653.56	30,000.00	20,504.66
2021 SOIL CONSERVATION DIST FUND	523,625.59	150,752.96	435,621.90	436,913.94
2021 APPELLATE JUSTICE SYSTEM FUND	475.00	.00	810.00	1,005.00
2021 PAYROLL CLEARING ACCOUNT.	.00	.00	.00	.00
2021 GEN FIXED ASSETS ACCOUNT GRP	.00	.00	.00	.00
2021 LONG TERM DEBT GROUP	.00	.00	.00	.00
2021 VAN ZANDT COUNTY JAIL	221,069.63	45,078.11	647,846.38	235,589.15
2021 VAN ZANDT COUNTY SHERIFF DEPT	245,682.17	226,600.11	679,064.01	465,521.15
2021 SOLID WASTE GRANT	.00	.00	.00	.00
2021 2020 HAVA CARES ACT	1.14	14,653.36	4.38	18,698.43
2021 FRUITVALE 2011 TXCDBG 710056	.00	.00	.00	.00
2021 BENNHEILERMSC 71348911131115	.00	.00	.00	.00
2021 LITTLEHOPEMOOREWSC713026081315	.00	.00	.00	.00
2021 PRETRIAL SUPERVISION	2,904.57	3,883.42	11,757.76	14,546.67
2021 COMMUNITY SUP & CORRECTIONS	49,395.36	43,474.39	169,523.33	165,057.81
2021 ADULT PROBATION CIVIL	551.31	990.77	3,865.31	4,598.94
2021 HIGH RISK SUBSTANCE ABUSE -CCP	11,226.00	3,781.01	22,543.36	15,098.37
2021 HIGH RISK SEX OFFENDER -CCP	11,239.00	4,422.43	24,481.59	17,665.02
2021 GRANT C COMMIT REDUCTION PROG	.00	219.26	.00	219.26

FUND NAME	***** MONTH TO DATE ***** REVENUES	DATE ***** EXPENSES	***** YEAR TO DATE ***** REVENUES	DATE ***** EXPENSES
2021 JUVENILE PROBATION FUND	52,826.50	42,662.35	124,346.58	147,734.85
2021 VZCJPD STATE AID GRANT A	39,092.00	41,767.95	208,166.19	145,931.50
2021 VZCJPD - GRANT N	.00	137.57	.00	137.57
2021 D A SUPPLEMENTAL FUND	11.34	1,973.10	11.34	5,614.16
2021 VOICES - JUV CJD GRANT	.00	.00	.00	.00
2021 ETCOG RESIDENTIAL	1,236.08	900.00	1,286.08	1,536.08
2021 JUVENILE PROBATION INTEREST	1.06	.00	53.42	.00
2021 REGIONAL SERVICE ENHANCEMENT	6,966.00	6,953.62	39,938.80	25,577.30
2021 GRANT S	.00	.00	.00	.00
2021 MENTAL IMPAIRMENT CASELOAD	8,618.00	3,933.76	17,236.00	15,283.79
2021 INDIGENT DEFENSE GRANT	2.71	3,901.92	11.30	11,206.00
2021 FIRE MARSHAL	18,142.03	6,035.58	43,257.01	17,567.51
2021 TECHNOLOGY RESOURCES	.00	.00	1.07	.00
2021 HAVA ELECTION GRANT	1.15	.00	4.43	.00
2021 GOLDEN WATER SUPPLY CORP	.00	.00	.00	.00
2021 D.A. CHECK COLLECTION FUND	31.26	245.22	383.34	696.28
2021 CONSTABLE #1 TIEOSE FUND	.00	125.00	.00	125.00
2021 CONSTABLE #2 TIEOSE FUND	.00	.00	.00	.00
2021 CONSTABLE #3 TIEOSE FUND	.00	.00	.00	.00
2021 CONSTABLE #4 TIEOSE FUND	.38	582.82	1.45	582.82
2021 SHERIFF TIEOSE FUND	.68	.00	2.62	658.13
2021 DA TIEOSE FUND	.00	.00	.00	.00
2021 JUSTICE COURT TECHNOLOGY FUND	633.05	.00	1,405.20	4,271.83
2021 CONTRIBUTION RELIEF FUND	.00	.00	.00	.00
2021 VETERAN'S MEMORIAL WALL FUND	.00	.00	.00	.00
2021 HISTORICAL COMMISSION	509.40	.00	1,272.54	.00

FUND NAME	***** MONTH TO DATE ***** REVENUES	***** MONTH TO DATE ***** EXPENSES	***** YEAR TO DATE ***** REVENUES	***** YEAR TO DATE ***** EXPENSES
2021 VAN TORNADO-ASSISTANCE	.00	.00	.00	.00
2021 FEMA - DEC 2015 STORM	.00	.00	.00	.00
2021 FEMA APRIL 2016 STORM	.00	.00	.00	.00
2021 HAZARD MITIGATION GRANT	.00	.00	.00	.00
2021 COURTHOUSE PLANNING GRANT	.00	.00	84,714.56-	.00
2021 PRETRIAL INTERVENTION PROGRAM	7,109.93	448.47	7,120.71	1,277.95
2021 SHERIFF JUSTICE FORFEITURE FUN	1.93	.00	7.44	.00
2021 SHERIFF TREASURY FORFEITURE FU	.00	.00	.00	.00
2021 CONSTABLE PCT #1 FORFEITURE FU	.00	.00	.00	.00
2021 VOICES - JUV CJD GRANT	.00	3,705.07	.00	10,551.23
2021 LOCAL TRUANCY PREVENTION & DIV	610.30	.00	1,365.58	75.00
2021 COVID -19	722,108.91	255,883.53	94,675.84	469,413.12
2021 COUNTY INFRASTRUCTURE FUND GRANT	53,132.25	.00	53,132.25	55,757.25
TOTAL	5,829,911.03	2,896,471.67	8,346,064.13	7,101,556.83

ACCOUNT NAME	BEGINNING CASH BALANCE	CASH RECEIPTS	CASH DISBURSEMENTS	ENDING CASH BALANCE
2021 010 GENERAL FUND				
CASH	1,000.00			1,000.00
COINS	616,326.57			616,326.57
RETURNED CHECK FEES				
AMERICAN NATIONAL CASH				
VZC JURY CASH CLEARING				
VZC CHECKING DEBT SERVICE	3,417.00			3,417.00
PETTY CASH COLLECTION-PCI. 1				
PETTY CASH-CITY CLERK	100.00			100.00
PETTY CASH-DIST CLERK	500.00			500.00
PETTY CASH-TAX COLLECTOR	400.00			400.00
COUNTY COURT JURY CASH				
DISTRICT COURT JURY CASH				
PETTY CASH-JP #1	200.00			200.00
PETTY CASH-JP #2	200.00			200.00
PETTY CASH-JP #4	200.00			200.00
PETTY CASH-SHERIFF				
PETTY CASH-TAX COLLECTOR	3,300.00			3,300.00
PETTY CASH - TAX COLL (BOAT)				
PETTY CASH-TAX (BOAT CK ACCT)	2,700.00			2,700.00
TIME DEPOSIT ON ACCOUNT	3,111,129.20	380.89		3,111,510.09
MBTA MUNICIPAL INVESTORS SERV				
FUND TOTALS	3,735,776.47	1,900,091.72	3,200,028.45	5,184,327.74
2021 012 RESERVE FUNDS				
CASH				
TIME DEPOSIT ON ACCOUNT				
MBTA MUNICIPAL INVESTORS SERV				
FUND TOTALS				
2021 015 SHERIFF CHAPTER 59 FORFEITURE				
CASH	2,433.02			2,433.02
AMERICAN NATIONAL CASH				
CASH-OTHER				
TIME DEPOSIT ON ACCOUNT	16,352.90	1.24		16,354.14
MBTA MUNICIPAL INVESTORS SERV				
FUND TOTALS	18,785.92	1.24		18,787.16
2021 016 DA FORFEITURE FUND				
CASH				
D. A. ESCROW/BART ROGERS				
D. A. ESCROW				
D. A. ESCROW/CALE	1,172.93			1,172.93
D. A. ESCROW/RODRIGUEZ	7,451.79			7,452.42
D. A. ESCROW	16,368.15			16,369.54
D. A. ESCROW	23,912.23			23,914.26
D. A. ESCROW/KORSEEC	23,780.14			23,780.21
D. A. ESCROW				
D. A. ESCROW				
D. A. ESCROW				
D. A. ESCROW	29,046.59			29,049.06
D. A. ESCROW				
D. A. ESCROW				
D. A. ESCROW/ASHFRD, BRCHR, ALEX	11,538.52			11,539.40
D. A. ESCROW				
D. A. ESCROW				
D. A. ESCROW				
D. A. ESCROW				
D. A. ESCROW/K. TURNER	6,477.95			6,478.50

ACCOUNT NAME	BEGINNING CASH BALANCE	CASH RECEIPTS	CASH DISBURSEMENTS	ENDING CASH BALANCE
D. A. ESCROW/	.00	.00	.00	.00
D. A. ESCROW/	.00	.00	.00	.00
D. A. ESCROW/	.00	.00	.00	.00
D. A. ESCROW/	.00	.00	.00	.00
TIME DEPOSIT ON ACCOUNT	.00	.00	.00	.00
MBIA MUNICIPAL INVESTORS	.00	.00	.00	.00
FUND TOTALS	.21	.00	.00	.21
2021 021 ROAD & BRIDGE - PCT. 1				
CASH	76,415.47	268,689.58	319,032.85-	26,072.20
TIME DEPOSIT ON ACCOUNT	355,491.05	100,032.04	.00	435,523.09
MBIA MUNICIPAL INVESTORS	332,359.06	170,000.00	.00	170,000.00
FUND TOTALS	431,906.52	538,721.62	319,032.85-	651,595.29
2021 022 ROAD & BRIDGE - PCT. 2				
CASH	64,182.60	342,475.19	376,295.34-	30,362.45
TIME DEPOSIT ON ACCOUNT	444,028.87	200,053.84	40.00	444,060.71
MBIA MUNICIPAL INVESTORS	840,568.53	542,562.77	376,335.82-	532,372.32
FUND TOTALS	1,484,779.00	1,085,091.80	752,661.16-	1,006,795.48
2021 023 ROAD & BRIDGE - PCT. 3				
CASH	114,723.73	318,318.12	408,893.19-	24,148.66
TIME DEPOSIT ON ACCOUNT	658,171.00	100,055.11	.00	738,226.14
MBIA MUNICIPAL INVESTORS	772,894.76	190,000.00	408,893.19-	190,000.00
FUND TOTALS	1,545,789.49	608,373.23	817,786.38-	972,374.80
2021 024 ROAD & BRIDGE - PCT. 4				
CASH	111,859.43	266,293.31	353,987.15-	24,165.59
TIME DEPOSIT ON ACCOUNT	346,808.41	125,032.62	.00	471,841.03
MBIA MUNICIPAL INVESTORS	458,667.92	145,000.00	353,987.15-	145,000.08
FUND TOTALS	917,335.76	536,325.93	707,974.30-	641,006.70
2021 026 ROAD & BRIDGE - GEN				
CASH	6,167.18	4,718.32	5,463.26-	5,422.24
TIME DEPOSIT ON ACCOUNT	1,021.63	.07	.00	1,021.70
MBIA MUNICIPAL INVESTORS	7,188.81	4,718.39	5,463.26-	6,443.94
FUND TOTALS	14,377.62	9,446.78	10,926.52-	12,887.88
2021 035 VICTIM COORDINATOR GRANT				
CASH	7,744.25-	.00	4,537.36-	12,281.61-
TIME DEPOSIT ON ACCOUNT	.00	.00	.00	.00
MBIA MUNICIPAL INVESTORS	7,744.25-	.00	4,537.36-	12,281.61-
FUND TOTALS	7,744.25-	.00	4,537.36-	12,281.61-
2021 036 DA FORFEITURE FUND II				
CASH	11,930.49	16,563.46	1,362.74-	27,131.21
TIME DEPOSIT ON ACCOUNT	12,227.05	.93	.00	12,227.98
MBIA MUNICIPAL INVESTORS	.00	.00	.00	.00
FUND TOTALS	24,157.54	16,564.39	1,362.74-	39,359.19
2021 037 CONSTABLE PCT #4 SEIZURE				
CASH	760.89	.00	.00	760.89
TIME DEPOSIT ON ACCOUNT	5,883.71	.44	.00	5,884.15
MBIA MUNICIPAL INVESTORS	.00	.00	.00	.00
FUND TOTALS	6,644.60	.44	.00	6,645.04
2021 040 COUNTY LAW LIBRARY FUND				
CASH	3,214.13	3,606.00	2,234.68-	4,585.45

ACCOUNT NAME	BEGINNING CASH BALANCE	CASH RECEIPTS	CASH DISBURSEMENTS	ENDING CASH BALANCE
2021 042 COUNTY FREE LIBRARY	25,025.29	10,666.80	8,988.90-	26,703.19
CASH	.00	.00	.00	.00
TIME DEPOSIT ON ACCOUNT	.00	.00	.00	.00
MBIA MUNICIPAL INVESTORS SERV	25,025.29	10,666.80	8,988.90-	26,703.19
FUND TOTALS				
2021 047 DIGITIZE RECORDS	7,741.82	1,826.49	.00	9,568.31
CASH	92,956.58	7.08	.00	92,963.66
TIME DEPOSIT ON ACCOUNT	.00	.00	.00	.00
MBIA	100,698.40	1,833.57	.00	102,531.97
FUND TOTALS				
2021 048 SUPPLEMENTAL GUARDIANSHIP	1,198.22	380.00	.00	1,578.22
CASH	34,462.58	2.62	.00	34,465.20
TEXPOOL	35,660.80	382.62	.00	36,043.42
FUND TOTALS				
2021 049 COUNTY CHLD ABUSE PREVENTION	2,397.97	18.91	.00	2,416.88
CASH	8,284.68	.63	.00	8,285.31
TIME DEPOSIT ON ACCOUNT	10,682.65	19.54	.00	10,702.19
FUND TOTALS				
2021 050 COURT RELATED PROGRAMS	2,694.06	737.71	.00	3,431.77
CASH	.03	.00	.00	.03
TIME DEPOSIT ON ACCOUNT	.00	.00	.00	.00
MBIA MUNICIPAL INVESTORS SERV	2,694.09	737.71	.00	3,431.80
FUND TOTALS				
2021 052 COUNTY & DISTRICT TECH FUND	1,133.23	175.13	.00	1,308.36
CASH	4,990.45	.38	.00	4,990.83
TIME DEPOSIT ON ACCOUNT	.00	.00	.00	.00
MBIA	6,123.68	175.51	.00	6,299.19
FUND TOTALS				
2021 053 CAPITALCREDITSECONOMICDEVELOP	37,781.18	23.74	20,000.00-	17,781.18
CASH	311,581.40	23.74	.00	311,605.14
TIME DEPOSIT ON ACCOUNT	.00	.00	.00	.00
MBIA	349,362.38	20,023.74	20,000.00-	349,386.32
FUND TOTALS				
2021 054 DISTRICT CLERK TECHNOLOGY FUND	5,041.24	695.00	.00	5,736.24
CASH	30,041.08	2.28	.00	30,043.36
TIME DEPOSIT ON ACCOUNT	.00	.00	.00	.00
MBIA MUNICIPAL INVESTORS SERV	35,082.32	697.28	.00	35,779.60
FUND TOTALS				
2021 055 CHAPTER 19	.00	.00	.00	.00
TIME DEPOSIT ON ACCOUNT	.00	.00	.00	.00
MBIA	.00	.00	.00	.00
FUND TOTALS				
2021 056 COUNTY RECORDS FUND	4,954.53	974.63	230.00-	5,699.16
CASH				

ACCOUNT NAME	BEGINNING CASH BALANCE	CASH RECEIPTS	CASH DISBURSEMENTS	ENDING CASH BALANCE
2021 057 COUNTY CLERK RECORDS FUND				
CASH DEPOSIT ON ACCOUNT	32,264.62	11,403.73	.00	43,668.35
TIME DEPOSIT ON ACCOUNT	226,939.02	17.29	.00	226,956.31
MBIA MUNICIPAL INVESTORS SERV	.00	.00	.00	.00
FUND TOTALS	259,203.64	11,421.02	.00	270,624.66
2021 058 DISTRICT CLERK RECORDS FUND				
CASH DEPOSIT ON ACCOUNT	3,452.30	360.60	.00	3,812.90
TIME DEPOSIT ON ACCOUNT	9,434.48	71	.00	9,435.19
MBIA MUNICIPAL INVESTORS SERV	12,886.78	361.31	.00	13,248.09
FUND TOTALS	12,886.78	361.31	.00	13,248.09
2021 059 COUNTY CLERK ARCHIVE				
CASH DEPOSIT ON ACCOUNT	41,261.91	11,369.49	.00	52,631.40
TIME DEPOSIT ON ACCOUNT	446,780.17	34.05	.00	446,814.22
MBIA MUNICIPAL INVESTORS SERV	488,042.08	11,403.54	.00	499,445.62
FUND TOTALS	488,042.08	11,403.54	.00	499,445.62
2021 070 PERMANENT IMPROVEMENT FUND				
CASH DEPOSIT ON ACCOUNT	1.02	.00	.00	1.02
TIME DEPOSIT ON ACCOUNT	.96	.00	.00	.96
MBIA MUNICIPAL INVESTORS SERV	.00	.00	.00	.00
FUND TOTALS	2.05	.00	.00	2.05
2021 075 RIGHT-OF-WAY FUND				
CASH DEPOSIT ON ACCOUNT	.00	.00	.00	.00
TIME DEPOSIT ON ACCOUNT	.00	.00	.00	.00
MBIA MUNICIPAL INVESTORS SERV	.00	.00	.00	.00
FUND TOTALS	.00	.00	.00	.00
2021 084 TAX ANTICIPATION NOTES				
CASH DEPOSIT ON ACCOUNT	.00	.00	.00	.00
TIME DEPOSIT ON ACCOUNT	.00	.00	.00	.00
MBIA MUNICIPAL INVESTORS SERV	.00	.00	.00	.00
FUND TOTALS	.00	.00	.00	.00
2021 085 DEBT SERVICE FUND				
CASH DEPOSIT ON ACCOUNT	169,072.24	535,600.35	475,066.80	229,605.79
TIME DEPOSIT ON ACCOUNT	.14	.00	.00	.14
MBIA MUNICIPAL INVESTORS SERV	376,127.06	60.83	310,085.46	66,102.45
FUND TOTALS	545,199.46	535,661.18	785,152.26	295,708.38
2021 087 VZC INDIGENT HEALTH PROGRAM				
CASH DEPOSIT ON ACCOUNT	20,920.12	10,510.80	8,070.34	23,360.58
TIME DEPOSIT ON ACCOUNT	104,192.06	.00	.00	104,192.06
MBIA MUNICIPAL INVESTORS SERV	.00	.00	.00	.00
FUND TOTALS	125,112.18	10,510.80	8,070.34	127,552.64
2021 088 SOIL CONSERVATION DIST FUND				
CASH DEPOSIT ON ACCOUNT	323,872.47	523,620.31	150,752.96	48,994.88
TIME DEPOSIT ON ACCOUNT	69,365.39	5.28	.00	69,370.67
MBIA MUNICIPAL INVESTORS SERV	.00	.00	.00	.00
FUND TOTALS	254,507.08	523,625.59	150,752.96	118,365.55
2021 090 APPELLATE JUSTICE SYSTEM FUND				
CASH DEPOSIT ON ACCOUNT	755.35	475.00	.00	1,230.35

ACCOUNT NAME	BEGINNING CASH BALANCE	CASH RECEIPTS	CASH DISBURSEMENTS	ENDING CASH BALANCE
2021 095 PAYROLL CLEARING ACCOUNT.				
CASH	194,039.82	.00	.00	194,039.82
MBIA MUNICIPAL INVESTORS SERV	.00	.00	.00	.00
FUND TOTALS	194,039.82	.00	.00	194,039.82
2021 096 GEN FIXED ASSETS ACCOUNT GRP				
MBIA MUNICIPAL INVESTORS SERV	.00	.00	.00	.00
FUND TOTALS	.00	.00	.00	.00
2021 097 LONG TERM DEBT GROUP				
MBIA MUNICIPAL INVESTORS SERV	.00	.00	.00	.00
FUND TOTALS	.00	.00	.00	.00
2021 131 VAN ZANDT COUNTY JAIL				
CASH	589,265.74	844,142.10	1,322,929.51	110,478.33
MEDICARE PAYABLE	.00	.00	.00	.00
VOUCHERS PAYABLE	.00	.00	.00	.00
TIME DEPOSIT ON ACCOUNT	651,012.68	1,000,000.00	500,000.00	1,151,012.68
MBIA MUNICIPAL INVESTORS SERV	.00	200,000.00	.00	200,000.00
FUND TOTALS	1,240,278.42	2,044,142.10	1,822,929.51	1,461,491.01
2021 132 VAN ZANDT COUNTY SHERIFF DEPT				
CASH	554,410.54	845,374.06	1,320,313.70	79,470.90
TIME DEPOSIT ON ACCOUNT	462,000.00	500,000.00	.00	962,000.00
MBIA MUNICIPAL INVESTORS SERV	.00	.00	.00	.00
FUND TOTALS	1,016,410.54	1,345,374.06	1,320,313.70	1,041,470.90
2021 145 SOLID WASTE GRANT				
CASH	.00	.00	.00	.00
TIME DEPOSIT ON ACCOUNT	.00	.00	.00	.00
FUND TOTALS	.00	.00	.00	.00
2021 147 2020 HAVA CARES ACT				
CASH	16,500.88	.00	14,632.12	1,868.76
TDOA	15,031.48	1.14	.00	15,032.62
MBIA	.00	.00	.00	.00
FUND TOTALS	31,532.36	1.14	14,632.12	16,901.38
2021 400 FRUITVALE 2011 TXCDBG 710056				
CASH	.00	.00	.00	.00
WATER GRANT CASH	.00	.00	.00	.00
FUND TOTALS	.00	.00	.00	.00
2021 401 BENWHEELERMSC 71348911131115				
FUND TOTALS	.00	.00	.00	.00
2021 402 LITTLEHOPEMOOREMSC713026081315				
CASH	.00	.00	.00	.00
WATER GRANT CASH	.00	.00	.00	.00
FUND TOTALS	.00	.00	.00	.00
2021 540 PRETRIAL SUPERVISION				
CASH	5,943.65	2,895.00	3,867.58	4,971.07

ACCOUNT NAME	BEGINNING CASH BALANCE	CASH RECEIPTS	CASH DISBURSEMENTS	ENDING CASH BALANCE
2021 541 COMMUNITY SUP & CORRECTIONS	125,623.07	2,904.57	3,867.58	125,632.58
TDOA	131,566.66			130,803.65
FUND TOTALS				
2021 541 COMMUNITY SUP & CORRECTIONS	507.60-	61,413.17	43,260.40-	17,645.17
CASH	100.00	25.00	.00	100.00
PETTY CASH	330,573.22	25.19	.00	330,598.41
TIME DEPOSIT ON ACCOUNT	.00	.00	.00	.00
MBIA MUNICIPAL INVESTORS SERV	.00	.00	.00	.00
FUND TOTALS	330,165.62	61,438.36	43,260.40-	348,343.58
2021 542 ADULT PROBATION CIVIL	7,831.66	1,240.00	981.70-	8,089.96
CASH	51,150.25	3.89	.00	51,154.14
TDOA	311,306.90	50.33	37.91-	311,319.32
MBIA	370,288.81	1,294.22	1,019.61-	370,563.42
FUND TOTALS				
2021 543 HIGH RISK SUBSTANCE ABUSE -CCP	623.54	11,226.00	3,758.12-	8,091.42
CASH	.00	.00	.00	.00
TIME DEPOSIT ON ACCOUNT	.00	.00	.00	.00
MBIA MUNICIPAL INVESTORS SERV	.00	.00	.00	.00
FUND TOTALS	623.54	11,226.00	3,758.12-	8,091.42
2021 544 HIGH RISK SEX OFFENDER -CCP	637.00	11,239.00	4,395.62-	7,480.38
CASH	.00	.00	.00	.00
TIME DEPOSIT ON ACCOUNT	.00	.00	.00	.00
MBIA MUNICIPAL INVESTORS SERV	.00	.00	.00	.00
FUND TOTALS	637.00	11,239.00	4,395.62-	7,480.38
2021 545 GRANT C COMMIT REDUCTION PROG	308.56	.00	.00	308.56
CASH	308.56	.00	.00	308.56
FUND TOTALS				
2021 546 JUVENILE PROBATION FUND	100,193.54	52,826.50	140,206.20-	12,813.84
CASH	125,000.00	.00	.00	125,000.00
TIME DEPOSIT ON ACCOUNT	.00	100,000.00	.00	100,000.00
MBIA MUNICIPAL INVESTORS SERV	.00	152,826.50	140,206.20-	237,813.84
FUND TOTALS	225,193.54	152,826.50	140,206.20-	237,813.84
2021 547 VZCJPD STATE AID GRANT A	55,074.19	39,092.00	41,015.76-	53,150.43
CASH	.00	.00	.00	.00
TIME DEPOSIT ON ACCOUNT	.00	.00	.00	.00
MBIA MUNICIPAL INVESTORS SERV	.00	.00	.00	.00
FUND TOTALS	55,074.19	39,092.00	41,015.76-	53,150.43
2021 549 VZCJPD - GRANT N	4,479.81	.00	.00	4,479.81
CASH	4,479.81	.00	.00	4,479.81
TIME DEPOSIT ON ACCOUNT	.00	.00	.00	.00
MBIA MUNICIPAL INVESTORS SERV	.00	.00	.00	.00
FUND TOTALS	4,479.81	.00	.00	4,479.81
2021 550 D A SUPPLEMENTAL FUND	373.60-	.00	1,958.19-	2,331.79-
CASH	.00	11.34	.00	11.34
TIME DEPOSIT ON ACCOUNT	.00	.00	.00	.00
MBIA MUNICIPAL INVESTORS SERV	.00	11.34	.00	11.34
FUND TOTALS	373.60-	11.34	1,958.19-	2,320.45-
2021 551 VOICES - JUV CJD GRANT	.00	.00	.00	.00
VOICES - CJD JUV GRANT	.00	.00	.00	.00

ACCOUNT NAME	BEGINNING CASH BALANCE	CASH RECEIPTS	CASH DISBURSEMENTS	ENDING CASH BALANCE
2021 552 ETCCOG RESIDENTIAL CASH FUND TOTALS	1,297.08	1,236.08	900.00	961.00
2021 555 JUVENILE PROBATION INTEREST CASH DEPOSIT ON ACCOUNT	89.60	1.06	.00	90.66
2021 556 REGIONAL SERVICE ENHANCEMENT CASH FUND TOTALS	14,751.85	6,966.00	6,772.38	14,945.47
2021 558 GRANT S CASH FUND TOTALS	.45	.00	.00	.45
2021 559 MENTAL IMPAIRMENT CASELOAD CASH DEPOSIT ON ACCOUNT	4,051.98	8,618.00	3,718.50	8,951.48
2021 565 INDIGENT DEFENSE GRANT CASH DEPOSIT ON ACCOUNT	17,213.03	.00	3,854.83	13,358.20
2021 567 FIRE MARSHAL CASH TDOA MBIA FUND TOTALS	95,785.46	18,135.00	80,608.90	33,311.56
2021 568 TECHNOLOGY RESOURCES CASH DEPOSIT ON ACCOUNT	1.07	.00	.00	1.07
2021 569 HAVA ELECTION GRANT CASH TDOA MBIA FUND TOTALS	159.98	.00	.00	159.98
2021 570 GOLDEN WATER SUPPLY CORE GOLDEN WATER TDHCA INVESTORS SERV FUND TOTALS	15,211.08	1.15	.00	15,212.23
2021 580 D.A. CHECK COLLECTION FUND CASH DEPOSIT ON ACCOUNT	1,274.27	30.45	241.45	1,063.27

ACCOUNT NAME	BEGINNING CASH BALANCE	CASH RECEIPTS	CASH DISBURSEMENTS	ENDING CASH BALANCE
2021 591 CONSTABLE #1 TLEOSE FUND	2,534.43	.00	125.00-	2,409.43
CASH	.49-	.00	.00	.49-
CASH - CITIZENS NATIONAL	.00	.00	.00	.00
TDOA	.00	.00	.00	.00
MBIA MUNICIPAL INVESTORS SERV	.00	.00	.00	.00
FUND TOTALS	2,533.94	.00	125.00-	2,408.94
2021 592 CONSTABLE #2 TLEOSE FUND	2,692.48	.00	.00	2,692.48
CASH	.00	.00	.00	.00
CASH OTHER	.00	.00	.00	.00
MBIA MUNICIPAL INVESTORS SERV	2,692.48	.00	.00	2,692.48
FUND TOTALS	2,692.48	.00	.00	2,692.48
2021 593 CONSTABLE #3 TLEOSE FUND	1,359.92	.00	.00	1,359.92
CASH	3,738.50	.00	.00	3,738.50
CASH OTHER - CITY NATIONAL	.00	.00	.00	.00
MBIA MUNICIPAL INVESTORS SERV	5,098.42	.00	.00	5,098.42
FUND TOTALS	5,098.42	.00	.00	5,098.42
2021 594 CONSTABLE #4 TLEOSE FUND	508.01	.00	582.82-	74.81-
CASH	5,004.21	.38	.00	5,004.59
TIME DEPOSIT ON ACCOUNT	.00	.00	.00	.00
MBIA MUNICIPAL INVESTORS SERV	5,512.22	.38	582.82-	4,929.78
FUND TOTALS	5,512.22	.38	582.82-	4,929.78
2021 595 SHERIFF TLEOSE FUND	825.26	.00	.00	825.26
CASH	9,007.60	.68	.00	9,008.28
TDOA	.00	.00	.00	.00
MBIA MUNICIPAL INVESTORS SESRV	9,832.86	.68	.00	9,833.54
FUND TOTALS	9,832.86	.68	.00	9,833.54
2021 596 DA TLEOSE FUND	1,962.77	.00	.00	1,962.77
CASH	1,962.77	.00	.00	1,962.77
MBIA MUNICIPAL INVESTORS SERV	1,962.77	.00	.00	1,962.77
FUND TOTALS	1,962.77	.00	.00	1,962.77
2021 600 JUSTICE COURT TECHNOLOGY FUND	829.25	628.66	.00	1,457.91
CASH	57,684.90	4.39	.00	57,689.29
TIME DEPOSIT ON ACCOUNT	.00	.00	.00	.00
MBIA MUNICIPAL INVESTORS SERV	58,514.15	633.05	.00	59,147.20
FUND TOTALS	58,514.15	633.05	.00	59,147.20
2021 800 CONTRIBUTION RELIEF FUND	.00	.00	.00	.00
CASH	16,082.93	.00	.00	16,082.93
TIME DEPOSIT ON ACCOUNT	.93	.00	.00	.93
FUND TOTALS	16,082.93	.00	.00	16,082.93
2021 802 VETERAN'S MEMORIAL WALL FUND	.00	.00	.00	.00
CASH	.00	.00	.00	.00
TIME DEPOSIT ON ACCOUNT	.00	.00	.00	.00
FUND TOTALS	.00	.00	.00	.00
2021 803 HISTORICAL COMMISSION CASH	3,358.62	509.00	.00	3,867.62
HISTORICAL COMMISSION				

ACCOUNT NAME	BEGINNING CASH BALANCE	CASH RECEIPTS	CASH DISBURSEMENTS	ENDING CASH BALANCE
2021 804 VAN TORNADO-ASSISTANCE VAN TORNADO-ASSISTANCE-CASH VTASST-TIME DEPOSITON ACCOUNT FUND TOTALS	8,643.14	509.40	.00	9,152.54
2021 805 FEMA - DEC 2015 STORM CASH TIME DEPOSIT ON ACCOUNT FUND TOTALS	.00	.00	.00	.00
2021 806 FEMA APRIL 2016 STORM CASH TIME DEPOSIT ON ACCOUNT FUND TOTALS	.00	.00	.00	.00
2021 807 HAZARD MITIGATION GRANT CASH TIME DEPOSIT ON ACCOUNT MRIA MUNICIPAL INVESTORS SERV FUND TOTALS	.00	.00	.00	.00
2021 808 COURTHOUSE PLANNING GRANT CASH WATER GRANT CASH FUND TOTALS	84,714.56-	.00	.00	84,714.56-
2021 809 PRETRIAL INTERVENTION PROGRAM CASH TIME DEPOSIT ON ACCOUNT FUND TOTALS	5,472.05	7,106.14	445.30-	12,132.89
2021 810 SHERIFF JUSTICE FORFEITURE FUN CASH TIME DEPOSIT ON ACCOUNT FUND TOTALS	49,842.70	3.79	.00	49,846.42
2021 811 SHERIFF TREASURY FORFEITURE FU CASH TIME DEPOSIT ON ACCOUNT FUND TOTALS	55,314.75	7,109.93	445.30-	61,979.38
2021 812 CONSTABLE PCT #1 FORFEITURE FU CASH TIME DEPOSIT ON ACCOUNT FUND TOTALS	870.00	1.93	.00	870.00
2021 813 VOICES - JUV CJD GRANT VOICES - CJD JUV GRANT TIME DEPOSIT ON ACCOUNT FUND TOTALS	25,447.41	1.93	.00	25,449.34
2021 814 LOCAL TRUANCY PREVENTION & DIV CASH TIME DEPOSIT ON ACCOUNT	26,317.41	1.93	.00	26,319.34
	500.00	.00	.00	500.00
	500.00	.00	.00	500.00
	6,514.29-	.00	3,567.27-	10,081.56-
	4,973.64	610.30	.00	5,583.94

ACCOUNT NAME	BEGINNING CASH BALANCE	CASH RECEIPTS	CASH DISBURSEMENTS	ENDING CASH BALANCE
2021 815 COVID -19	1,216,408.30-	1,112,053.82	255,323.69-	359,678.17-
CASH				
TIME DEPOSIT ON ACCOUNT	390,007.85	63.06	.00	63.06
MBIA MUNICIPAL INVESTORS SERV			390,007.85-	
FUND TOTALS	826,400.45-	1,112,116.88	645,331.54-	359,615.11-
2021 816 COUNTY INFRASTRUCTURE FUND GRANT	55,757.25-	53,132.25	.00	2,625.00-
CASH				
TIME DEPOSIT ON ACCOUNT	.00	.00	.00	.00
MBIA MUNICIPAL INVESTERS SERV				
FUND TOTALS	55,757.25-	53,132.25	.00	2,625.00-
GRAND TOTALS	11,600,957.18	12,988,066.02	9,814,665.06-	14,774,358.14

ACCOUNT NUMBER	ACCOUNT NAME	DATE	AMOUNT	AMOUNT OF CHANGE	DESCRIPTION	CLK
2021 010-400-103	SALARIES - EMPLOYEE	12/09/2020	200130	36,915.62	FY2020 YEAR END CLEAN UP	MK
2021 010-400-103	SALARIES - EMPLOYEE	12/09/2020	200145	35,915.62	REVERSE #200130	MK
	TOTAL AMENDMENTS		2	0.00		
2021 010-402-103	SALARIES - EMPLOYEE	12/09/2020	200130	46,891.78	FY2020 YEAR END CLEAN UP	MK
2021 010-402-103	SALARIES - EMPLOYEE	12/09/2020	200145	47,432.84	REVERSE #200130	MK
	TOTAL AMENDMENTS		2	0.00		
2021 010-403-103	SALARIES - EMPLOYEE	12/09/2020	200130	138,480.39	FY2020 YEAR END CLEAN UP	MK
2021 010-403-103	SALARIES - EMPLOYEE	12/09/2020	200145	139,045.57	REVERSE #200130	MK
	TOTAL AMENDMENTS		2	0.00		
2021 010-404-107	SALARIES-EXTRA HEL	11/25/2020	210011	28,000.00	LINE ITEM TRANSFER	MK
2021 010-404-311	POSTAGE	11/25/2020	210011	20,000.00	LINE ITEM TRANSFER	MK
2021 010-404-484	OTHER ELECTION EXP	12/09/2020	200130	32,000.00	FY2020 YEAR END CLEAN UP	MK
2021 010-404-484	OTHER ELECTION EXP	12/09/2020	200145	32,025.09	REVERSE #200130	MK
	TOTAL AMENDMENTS		4	0.00		
2021 010-409-800	CONTINGENCY	12/09/2020	200130	441,912.00	FY2020 YEAR END CLEAN UP	MK
2021 010-409-800	CONTINGENCY	12/09/2020	200145	423,804.37	REVERSE #200130	MK
2021 010-409-800	CONTINGENCY	01/06/2021	210019	441,912.00	LINE ITEM TRANSFER	MK
	TOTAL AMENDMENTS		3	0.00		
2021 010-412-428	TRAVEL	10/14/2020	210001	1,500.00	LINE ITEM TRANSFER	MK
2021 010-412-495	MISC	10/14/2020	210001	0.00	LINE ITEM TRANSFER	MK
	TOTAL AMENDMENTS		2	0.00		
2021 010-413-103	SALARIES-EMPLOYEE	12/09/2020	200130	13,770.48	FY2020 YEAR END CLEAN UP	MK
2021 010-413-103	SALARIES-EMPLOYEE	12/09/2020	200145	13,929.42	REVERSE #200130	MK
2021 010-413-201	SOCIAL SECURITY TA	12/09/2020	200130	1,053.44	FY2020 YEAR END CLEAN UP	MK
2021 010-413-201	SOCIAL SECURITY TA	12/09/2020	200145	1,065.67	REVERSE #200130	MK
	TOTAL AMENDMENTS		4	0.00		
2021 010-445-101	SALARIES - COURT A	12/09/2020	200130	144,683.48	FY2020 YEAR END CLEAN UP	MK
2021 010-445-101	SALARIES - COURT A	12/09/2020	200145	146,352.93	REVERSE #200130	MK
2021 010-445-103	SALARIES - EMPLOYEE	12/09/2020	200130	105,103.63	FY2020 YEAR END CLEAN UP	MK
2021 010-445-103	SALARIES - EMPLOYEE	12/09/2020	200145	107,157.20	REVERSE #200130	MK
	TOTAL AMENDMENTS		4	0.00		
2021 010-450-101	SALARIES - DISTRICT	12/09/2020	200130	48,980.39	FY2020 YEAR END CLEAN UP	MK
2021 010-450-101	SALARIES - DISTRICT	12/09/2020	200145	49,545.78	REVERSE #200130	MK
2021 010-450-103	SALARIES - EMPLOYEE	12/09/2020	200130	112,783.57	FY2020 YEAR END CLEAN UP	MK
2021 010-450-103	SALARIES - EMPLOYEE	12/09/2020	200145	113,074.28	REVERSE #200130	MK
	TOTAL AMENDMENTS		4	0.00		
2021 010-455-311	POSTAGE	12/09/2020	200130	2,000.00	FY2020 YEAR END CLEAN UP	MK
2021 010-455-311	POSTAGE	12/09/2020	200145	2,077.65	REVERSE #200130	MK
	TOTAL AMENDMENTS		2	0.00		
2021 010-461-101	SALARIES - JUSTICE	12/09/2020	200130	42,094.76	FY2020 YEAR END CLEAN UP	MK
2021 010-461-101	SALARIES - JUSTICE	12/09/2020	200145	42,580.38	REVERSE #200130	MK
2021 010-461-310	OFFICE SUPPLIES	12/09/2020	200130	1,320.00	FY2020 YEAR END CLEAN UP	MK
2021 010-461-310	OFFICE SUPPLIES	12/09/2020	200145	1,300.00	REVERSE #200130	MK
	TOTAL AMENDMENTS		4	0.00		

ACCOUNT NUMBER	ACCOUNT NAME	DATE	AMDMT NUMBER	OLD BUDGET AMOUNT	AMENDED BUDGET AMOUNT	AMOUNT OF CHANGE	DESCRIPTION	CLK
2021 010-462-101	SALARIES - JUSTICE	12/09/2020	200130	42,094.76	42,580.38	485.62	FY2020 YEAR END REVERSE #200130	MK
2021 010-462-101	SALARIES - EMPLOYEE	12/09/2020	200145	42,580.38	42,094.76	485.62-	REVERSE #200130	MK
2021 010-462-103	SALARIES - EMPLOYEE	12/09/2020	200130	28,448.54	324.22	324.22-	FY2020 YEAR END REVERSE #200130	MK
2021 010-462-103	SALARIES - EMPLOYEE	12/09/2020	200145	28,772.76	28,448.54	324.22-	FY2020 YEAR END REVERSE #200130	MK
2021 010-462-402	CONTRACT SERVICES	12/09/2020	200130	1,000.00	158.00	158.00-	FY2020 YEAR END REVERSE #200130	MK
2021 010-462-402	CONTRACT SERVICES	12/09/2020	200145	1,158.00	1,000.00	158.00-	REVERSE #200130	MK
EXPENDITURES - JP #2				TOTAL AMENDMENTS	TOTAL CHANGES	-.00		
2021 010-463-101	SALARIES - JUSTICE	12/09/2020	200130	42,094.76	42,580.38	485.62	FY2020 YEAR END REVERSE #200130	MK
2021 010-463-101	SALARIES - EMPLOYEE	12/09/2020	200145	42,580.38	42,094.76	485.62-	REVERSE #200130	MK
2021 010-463-103	SALARIES - EMPLOYEE	12/09/2020	200130	28,448.54	28,688.45	239.91	FY2020 YEAR END REVERSE #200130	MK
2021 010-463-103	SALARIES - EMPLOYEE	12/09/2020	200145	28,688.45	28,448.54	239.91-	REVERSE #200130	MK
EXPENDITURES - JP #3				TOTAL AMENDMENTS	TOTAL CHANGES	.00		
2021 010-464-101	SALARIES - JUSTICE	12/09/2020	200130	42,094.76	42,580.38	485.62	FY2020 YEAR END REVERSE #200130	MK
2021 010-464-101	SALARIES - JUSTICE	12/09/2020	200145	42,580.38	42,094.76	485.62-	REVERSE #200130	MK
2021 010-464-103	SALARIES - EMPLOYEE	12/09/2020	200130	28,448.54	28,526.00	77.46-	FY2020 YEAR END REVERSE #200130	MK
2021 010-464-103	SALARIES - EMPLOYEE	12/09/2020	200145	28,526.00	28,448.54	77.46-	REVERSE #200130	MK
EXPENDITURES - JP #4				TOTAL AMENDMENTS	TOTAL CHANGES	.00		
2021 010-476-103	SALARIES - EMPLOYEE	10/14/2020	210002	457,000.48	475,410.77	18,410.29	FROM VOWA TO DA	
2021 010-476-311	POSTAGE	12/09/2020	200130	500.00	505.50	5.50-	FY2020 YEAR END REVERSE #200130	MK
2021 010-476-311	POSTAGE	12/09/2020	200145	505.50	500.00	5.50-	REVERSE #200130	MK
2021 010-476-481	SUBSCRIPTIONS/DUES	12/09/2020	200130	2,300.00	60.00	60.00-	FY2020 YEAR END REVERSE #200130	MK
2021 010-476-481	SUBSCRIPTIONS/DUES	12/09/2020	200145	2,300.00	2,300.00	0.00	REVERSE #200130	MK
2021 010-476-495	MISCELLANEOUS	12/09/2020	200130	250.00	30.50	30.50-	FY2020 YEAR END REVERSE #200130	MK
2021 010-476-495	MISCELLANEOUS	12/09/2020	200145	280.50	250.00	30.50-	REVERSE #200130	MK
EXPENDITURES - DA				TOTAL AMENDMENTS	TOTAL CHANGES	18,410.29		
2021 010-495-102	SALARIES - COUNTY	12/09/2020	200130	77,037.25	77,926.11	888.86	FY2020 YEAR END REVERSE #200130	MK
2021 010-495-102	SALARIES - COUNTY	12/09/2020	200145	77,926.11	77,037.25	888.86-	REVERSE #200130	MK
EXPENDITURES - CO. AUDITOR				TOTAL AMENDMENTS	TOTAL CHANGES	.00		
2021 010-497-101	SALARIES - COUNTY	12/09/2020	200130	48,980.39	49,545.78	565.39	FY2020 YEAR END REVERSE #200130	MK
2021 010-497-101	SALARIES - COUNTY	12/09/2020	200145	49,545.78	48,980.39	565.39-	REVERSE #200130	MK
EXPENDITURES - CO. TREASURER				TOTAL AMENDMENTS	TOTAL CHANGES	.00		
2021 010-499-101	SALARIES - TAX COL	12/09/2020	200130	48,980.39	49,545.78	565.39	FY2020 YEAR END REVERSE #200130	MK
2021 010-499-101	SALARIES - TAX COL	12/09/2020	200145	49,545.78	48,980.39	565.39-	REVERSE #200130	MK
EXPENDITURES - TAX COLLECTOR				TOTAL AMENDMENTS	TOTAL CHANGES	.00		
2021 010-503-103	SALARIES - EMPLOYEE	12/09/2020	200130	96,676.00	97,973.96	1,297.96	FY2020 YEAR END REVERSE #200130	MK
2021 010-503-103	SALARIES - EMPLOYEE	12/09/2020	200145	97,973.96	96,676.00	1,297.96-	REVERSE #200130	MK
2021 010-503-420	TELEPHONE (FAX)	12/09/2020	200130	118,000.00	118,392.32	392.32-	FY2020 YEAR END REVERSE #200130	MK
2021 010-503-420	TELEPHONE (FAX)	12/09/2020	200145	118,392.32	118,000.00	392.32-	REVERSE #200130	MK
EXPENDITURES - DATA PROCESSING				TOTAL AMENDMENTS	TOTAL CHANGES	.00		
2021 010-510-103	SALARIES - EMPLOYEE	12/09/2020	200130	29,993.60	30,585.47	591.87	FY2020 YEAR END REVERSE #200130	MK
2021 010-510-103	SALARIES - EMPLOYEE	12/09/2020	200145	30,585.47	29,993.60	591.87-	REVERSE #200130	MK
2021 010-510-103	SALARIES - EMPLOYEE	01/06/2021	210019	30,993.60	36,693.60	8,700.00	LINE ITEM TRANSFER	MK
2021 010-510-107	EXTRA HELP	01/06/2021	210019	9,427.00	9,427.00	0.00	LINE ITEM TRANSFER	MK
2021 010-510-201	SOCIAL SECURITY TA	01/06/2021	210019	3,015.68	3,685.68	670.00	LINE ITEM TRANSFER	MK
2021 010-510-202	GROUP INSURANCE	01/06/2021	210019	8,002.32	14,002.32	6,000.00	LINE ITEM TRANSFER	MK
2021 010-510-203	RETIREMENT CONTRIB	01/06/2021	210019	3,224.61	3,939.61	715.00	LINE ITEM TRANSFER	MK
2021 010-510-442	WATER	12/09/2020	200130	13,500.00	13,825.18	325.18	FY2020 YEAR END CLEAN UP	MK

ACCOUNT NUMBER	ACCOUNT NAME	DATE	AMDMT NUMBER	OLD BUDGET AMOUNT	AMENDED BUDGET AMOUNT	AMOUNT OF CHANGE	DESCRIPTION	END	CLK
2021 010-510-442	WATER	12/09/2020	200145	13,825.18	13,500.00	325.18-	REVERSE #200130	CLEAN UP	MK
EXPENDITURES - PUBLIC BUDGS			TOTAL AMENDMENTS	9	13,500.00	6,658.00			
2021 010-551-101	SALARIES - CONSTAB	12/09/2020	200130	39,455.29	39,910.49	455.20	FY2020 YEAR END	CLEAN UP	MK
2021 010-551-101	SALARIES - CONSTAB	12/09/2020	200145	39,910.49	39,455.29	455.20-	REVERSE #200130	CLEAN UP	MK
2021 010-551-330	FUEL AND LUBRICANT	12/09/2020	200130	5,000.00	5,555.87	555.87	FY2020 YEAR END	CLEAN UP	MK
2021 010-551-330	FUEL AND LUBRICANT	12/09/2020	200145	5,555.87	5,000.00	555.87-	REVERSE #200130	CLEAN UP	MK
EXPENDITURES - CONSTABLE PCT.1			TOTAL AMENDMENTS	4	14,000.00	.00			
2021 010-552-101	SALARIES - CONSTAB	12/09/2020	200130	39,455.29	39,910.49	455.20	FY2020 YEAR END	CLEAN UP	MK
2021 010-552-101	SALARIES - CONSTAB	12/09/2020	200145	39,910.49	39,455.29	455.20-	REVERSE #200130	CLEAN UP	MK
EXPENDITURES - CONSTABLE PCT.2			TOTAL AMENDMENTS	2	14,000.00	.00			
2021 010-553-101	SALARIES - CONSTAB	12/09/2020	200130	39,455.29	39,910.49	455.20	FY2020 YEAR END	CLEAN UP	MK
2021 010-553-101	SALARIES - CONSTAB	12/09/2020	200145	39,910.49	39,455.29	455.20-	REVERSE #200130	CLEAN UP	MK
2021 010-553-201	SOCIAL SECURITY TA	12/09/2020	200130	3,018.33	3,053.19	34.86	FY2020 YEAR END	CLEAN UP	MK
2021 010-553-201	SOCIAL SECURITY TA	12/09/2020	200145	3,053.19	3,018.33	34.86-	REVERSE #200130	CLEAN UP	MK
EXPENDITURES - CONSTABLE PCT.3			TOTAL AMENDMENTS	4	14,000.00	.00			
2021 010-554-101	SALARIES - CONSTAB	12/09/2020	200130	39,455.29	39,910.49	455.20	FY2020 YEAR END	CLEAN UP	MK
2021 010-554-101	SALARIES - CONSTAB	12/09/2020	200145	39,910.49	39,455.29	455.20-	REVERSE #200130	CLEAN UP	MK
2021 010-554-201	SOCIAL SECURITY TA	12/09/2020	200130	3,018.33	3,053.21	34.88	FY2020 YEAR END	CLEAN UP	MK
2021 010-554-201	SOCIAL SECURITY TA	12/09/2020	200145	3,053.21	3,018.33	34.88-	REVERSE #200130	CLEAN UP	MK
EXPENDITURES - CONSTABLE PCT.4			TOTAL AMENDMENTS	4	14,000.00	.00			
2021 010-580-103	SALARIES - EMPLOYE	12/09/2020	200130	28,448.54	28,822.08	373.54	FY2020 YEAR END	CLEAN UP	MK
2021 010-580-103	SALARIES - EMPLOYE	12/09/2020	200145	28,822.08	28,448.54	373.54-	REVERSE #200130	CLEAN UP	MK
EXPENDITURES - DPS			TOTAL AMENDMENTS	2	14,000.00	.00			
2021 010-665-102	SALARIES - APPOINT	12/09/2020	200130	29,109.54	29,442.62	333.08	FY2020 YEAR END	CLEAN UP	MK
2021 010-665-102	SALARIES - APPOINT	12/09/2020	200145	29,442.62	29,109.54	333.08-	REVERSE #200130	CLEAN UP	MK
2021 010-665-103	SALARIES - EMPLOYE	12/09/2020	200130	27,681.22	28,007.55	326.33	FY2020 YEAR END	CLEAN UP	MK
2021 010-665-103	SALARIES - EMPLOYE	12/09/2020	200145	28,007.55	27,681.22	326.33-	REVERSE #200130	CLEAN UP	MK
2021 010-665-201	SOCIAL SECURITY TA	12/09/2020	200130	5,415.49	5,438.71	23.22	FY2020 YEAR END	CLEAN UP	MK
2021 010-665-201	SOCIAL SECURITY TA	12/09/2020	200145	5,438.71	5,415.49	23.22-	REVERSE #200130	CLEAN UP	MK
EXPENDITURES - EXT. SERVICE			TOTAL AMENDMENTS	6	14,000.00	.00			
2021 010-671-107	SALARIES - PART TI	12/09/2020	200130	9,276.00	9,777.96	501.96	FY2020 YEAR END	CLEAN UP	MK
2021 010-671-107	SALARIES - PART TI	12/09/2020	200145	9,777.96	9,276.00	501.96-	REVERSE #200130	CLEAN UP	MK
2021 010-671-201	SOCIAL SECURITY TA	12/09/2020	200130	747.98	747.98	38.37	FY2020 YEAR END	CLEAN UP	MK
2021 010-671-201	SOCIAL SECURITY TA	12/09/2020	200145	747.98	747.98	38.37-	REVERSE #200130	CLEAN UP	MK
2021 010-671-203	RETIREMENT CONTRIB	12/09/2020	200130	758.78	789.25	30.47	FY2020 YEAR END	CLEAN UP	MK
2021 010-671-203	RETIREMENT CONTRIB	12/09/2020	200145	789.25	758.78	30.47-	REVERSE #200130	CLEAN UP	MK
2021 010-671-402	CONTRACT SERVICES	12/09/2020	200130	14,000.00	14,065.16	65.16	FY2020 YEAR END	CLEAN UP	MK
2021 010-671-402	CONTRACT SERVICES	12/09/2020	200145	14,065.16	14,000.00	65.16-	REVERSE #200130	CLEAN UP	MK
EXPENDITURES - PCT #1 COLLECT			TOTAL AMENDMENTS	8	14,000.00	.00			
2021 010-672-103	SALARIES - EMPLOYE	12/09/2020	200130	4,713.00	4,767.71	54.71	FY2020 YEAR END	CLEAN UP	MK
2021 010-672-103	SALARIES - EMPLOYE	12/09/2020	200145	4,767.71	4,713.00	54.71-	REVERSE #200130	CLEAN UP	MK
2021 010-672-201	SOCIAL SECURITY TA	12/09/2020	200130	360.54	364.62	4.08	FY2020 YEAR END	CLEAN UP	MK
2021 010-672-201	SOCIAL SECURITY TA	12/09/2020	200145	364.62	360.54	4.08-	REVERSE #200130	CLEAN UP	MK
EXPENDITURES - PCT #2 COLLECT			TOTAL AMENDMENTS	4	14,000.00	.00			
2021 010-673-103	SALARIES - EMPLOYE	12/09/2020	200130	13,893.00	13,187.32	294.32-	FY2020 YEAR END	CLEAN UP	MK
2021 010-673-103	SALARIES - EMPLOYE	12/09/2020	200145	14,187.32	13,893.00	294.32-	REVERSE #200130	CLEAN UP	MK

ACCOUNT NUMBER	ACCOUNT NAME	DATE	AMDMT NUMBER	OLD BUDGET AMOUNT	AMENDED BUDGET AMOUNT	AMOUNT OF CHANGE	DESCRIPTION	CLK	
2021 010-673-201	SOCIAL SECURITY TA	12/09/2020	200130	1,062.81	1,085.32	22.51	FY2020 YEAR END CLEAN UP	MK	
2021 010-673-201	SOCIAL SECURITY TA	12/09/2020	200145	1,085.32	1,062.81	22.51	REVERSE #200130	MK	
2021 010-673-203	RETIREMENT CONTRIB	12/09/2020	200130	1,136.45	1,144.09	7.64	FY2020 YEAR END CLEAN UP	MK	
2021 010-673-203	RETIREMENT CONTRIB	12/09/2020	200145	1,144.09	1,136.45	7.64	REVERSE #200130	MK	
EXPENDITURES - PCT #3 COLLECT				TOTAL AMENDMENTS	6	TOTAL CHANGES	.00		
2021 010-700-817	TRANSFER TO FAMILY	10/14/2020	210002	18,410.29	18,410.29	0.00	FROM VOWA TO DA SALARY	MK	
TOTAL TRANSFERS				TOTAL AMENDMENTS	1	TOTAL CHANGES	0.00		
2021 021-621-335	ROAD & BRIDGE MATE	11/12/2020	210007	726,694.00	715,765.20	10,928.80	R&B TRANS TO CIFG	MK	
EXPENDITURES - R & B PCT.1				TOTAL AMENDMENTS	1	TOTAL CHANGES	10,928.80		
2021 021-700-816	TRANSFER TO CIFG	11/12/2020	210007	0.00	10,928.80	10,928.80	R&B TRANS TO CIFG	MK	
EXPENDITURES - RB#1 TRANSFERS				TOTAL AMENDMENTS	1	TOTAL CHANGES	10,928.80		
2021 022-367-000	DONATIONS - GENERA	12/09/2020	210012	0.00	3,347.00	3,347.00	INCREASE REV & EXP	MK	
TOTAL AMENDMENTS				TOTAL AMENDMENTS	1	TOTAL CHANGES	3,347.00		
2021 022-622-335	ROAD & BRIDGE MATE	11/12/2020	210007	1,269,523.00	1,256,341.00	13,182.00	R&B TRANS TO CIFG	MK	
2021 022-622-335	ROAD & BRIDGE MATE	12/09/2020	210012	1,256,341.00	1,259,688.00	3,347.00	INCREASE REV & EXP	MK	
2021 022-622-571	EQUIPMENT PURCHASE	10/14/2020	210003	100,000.00	123,977.42	23,977.42	LINE ITEM TRANSFER	MK	
2021 022-622-800	CONTINGENCY	10/14/2020	210003	135,977.00	111,999.58	23,977.42	LINE ITEM TRANSFER	MK	
EXPENDITURES - R & B PCT.2				TOTAL AMENDMENTS	4	TOTAL CHANGES	9,835.00		
2021 022-700-816	TRANSFER TO CIFG	11/12/2020	210007	0.00	13,182.00	13,182.00	R&B TRANS TO CIFG	MK	
EXPENDITURES - RB#2 TRANSFERS				TOTAL AMENDMENTS	1	TOTAL CHANGES	13,182.00		
2021 023-367-000	DONATIONS - GENERA	10/28/2020	210004	4,300.00	4,300.00	0.00	INCREASE REV & EXP	MK	
2021 023-367-000	DONATIONS - GENERA	12/09/2020	210013	0.00	11,300.00	11,300.00	INCREASE REV & EXP	MK	
TOTAL AMENDMENTS				TOTAL AMENDMENTS	2	TOTAL CHANGES	11,300.00		
2021 023-623-335	ROAD & BRIDGE MATE	10/28/2020	210004	812,781.74	817,081.74	4,300.00	INCREASE REV & EXP	MK	
2021 023-623-335	ROAD & BRIDGE MATE	11/12/2020	210007	817,081.74	805,965.50	11,116.24	R&B TRANS TO CIFG	MK	
2021 023-623-335	ROAD & BRIDGE MATE	12/09/2020	210013	805,965.50	812,965.50	7,000.00	INCREASE REV & EXP	MK	
EXPENDITURES - R & B PCT.3				TOTAL AMENDMENTS	3	TOTAL CHANGES	183.76		
2021 023-700-816	TRANSFER TO CIFG	11/12/2020	210007	0.00	11,116.24	11,116.24	R&B TRANS TO CIFG	MK	
EXPENDITURES - RB#3 TRANSFERS				TOTAL AMENDMENTS	1	TOTAL CHANGES	11,116.24		
2021 024-367-000	GENERAL CONTRIBUTI	12/09/2020	210014	0.00	14,360.00	14,360.00	INCREASE REV & EXP	MK	
2021 024-367-000	GENERAL CONTRIBUTI	12/09/2020	210015	14,360.00	56,755.36	42,395.36	INCREASE REV & EXP	MK	
TOTAL AMENDMENTS				TOTAL AMENDMENTS	2	TOTAL CHANGES	56,755.36		
2021 024-370-100	ROAD DAMAGE PAYMEN	10/28/2020	210005	0.00	35,400.00	35,400.00	INCREASE REV & EXP	MK	
TOTAL AMENDMENTS				TOTAL AMENDMENTS	1	TOTAL CHANGES	35,400.00		
2021 024-624-335	ROAD & BRIDGE MATE	10/28/2020	210005	741,779.00	777,179.00	35,400.00	INCREASE REV & EXP	MK	
2021 024-624-335	ROAD & BRIDGE MATE	11/12/2020	210007	777,179.00	766,470.24	10,708.76	R&B TRANS TO CIFG	MK	
2021 024-624-335	ROAD & BRIDGE MATE	11/23/2020	210010	766,470.24	650,390.24	116,080.00	LINE ITEM TRANSFER	MK	
2021 024-624-335	ROAD & BRIDGE MATE	12/09/2020	210014	650,390.24	664,750.24	14,360.00	INCREASE REV & EXP	MK	
2021 024-624-335	ROAD & BRIDGE MATE	12/09/2020	210015	664,750.24	707,145.60	42,395.36	INCREASE REV & EXP	MK	
2021 024-624-371	EQUIPMENT PURCHASE	11/25/2020	210010	0.00	224,000.00	224,000.00	LINE ITEM TRANSFER	MK	
2021 024-624-800	CONTINGENCY	11/25/2020	210010	107,920.00	81,446.60	26,473.40	LINE ITEM TRANSFER	MK	
EXPENDITURES - PCT.4				TOTAL AMENDMENTS	7	TOTAL CHANGES	81,446.60		

ACCOUNT NUMBER	ACCOUNT NAME	DATE	AMDMT NUMBER	OLD BUDGET AMOUNT	AMENDED BUDGET AMOUNT	AMOUNT OF CHANGE	DESCRIPTION	CLK
2021 024-700-816	TRANSFER TO CIFG RB#4 TRANSFERS	11/12/2020	210007	1.00	10,708.76	10,708.76	R&B TRANS TO CIFG	MK
EXPENDITURES - RB#4 TRANSFERS				TOTAL AMENDMENTS	TOTAL	CHANGES		
2021 036-352-400	FORFEITED PROPERTY	11/12/2020	210006	15,000.00-	19,039.16-	4,039.16-	INCREASE REV & EXP	MK
EXPENDITURES - RB#4 TRANSFERS				TOTAL AMENDMENTS	TOTAL	CHANGES		
2021 036-476-471	DISTRIBUTION TO OT	11/12/2020	210009	1,891.90	1,891.90	0.00	INCREASE REV & EXP	MK
2021 036-476-480	LITIGATION EXPENSE	11/12/2020	210006	0.00	3,233.61	3,233.61	INCREASE REV & EXP	MK
2021 036-476-481	COURT COSTS	11/12/2020	210006	0.00	368.00	368.00	INCREASE REV & EXP	MK
2021 036-476-495	MISC. EXPENDITURES	11/12/2020	210009	368.00	736.00	368.00	INCREASE REV & EXP	MK
EXPENDITURES - DA FOREF II				TOTAL AMENDMENTS	TOTAL	CHANGES		
2021 545-333-111	COMMITMENT REDUCTI	09/23/2020	202001	61,871.00-	61,871.00	0.00	TRANSFERRED TO FUND 547	SH
EXPENDITURES - DA FOREF II				TOTAL AMENDMENTS	TOTAL	CHANGES		
2021 545-435-103	EMPLOYEE SALARY	09/23/2020	202101	46,057.00	46,057.00	0.00	MOVE FUND 545 TO 547	SH
2021 545-435-201	SOCIAL SECURITY TA	09/23/2020	202101	3,523.36	3,523.36	0.00	MOVE FUND 545 TO 547	SH
2021 545-435-202	GROUP INSURANCE	09/23/2020	202101	8,003.00	8,003.00	0.00	MOVE FUND 545 TO 547	SH
2021 545-435-203	RETIREMENT CONTRIB	09/23/2020	202101	3,767.46	3,767.46	0.00	MOVE FUND 545 TO 547	SH
2021 545-435-204	WORKERS COMPENSATI	09/23/2020	202101	377.67	377.67	0.00	MOVE FUND 545 TO 547	SH
EXPENDITURES - DA FOREF II				TOTAL AMENDMENTS	TOTAL	CHANGES		
2021 546-587-107	SALARIES-EXTRA HEL	09/30/2020	2021-2	53,751.08	56,372.58	2,621.50	MATCH TO GRANT MANAGER	MK
EXPENDITURES - DETENTION LOCAL				TOTAL AMENDMENTS	TOTAL	CHANGES		
2021 547-333-110	STATE AID - JUV GR	09/23/2020	202101	340,497.00-	402,368.00-	61,871.00-	INCREASED FOR FUND 545 REVE	SH
2021 547-333-110	STATE AID - JUV GR	09/23/2020	202102	402,368.00-	474,214.00-	71,846.00-	COMBINE FUND 549 TO 547	SH
2021 547-333-110	STATE AID - JUV GR	09/23/2020	202103	474,214.00-	469,105.00-	5,109.00	MOVE 547 EXPENSE TO 556	SH
EXPENDITURES - DETENTION LOCAL				TOTAL AMENDMENTS	TOTAL	CHANGES		
2021 547-435-103	SALARIES EMPLOYEES	09/23/2020	202101	46,057.00	46,057.00	0.00	MOVE FUND 545 TO 547	SH
2021 547-435-103	SALARIES EMPLOYEES	09/23/2020	20102	76,050.00	76,050.00	0.00	COMBINE FUND 549 TO 547	SH
2021 547-435-201	SOCIAL SECURITY	09/23/2020	202101	3,523.36	3,523.36	0.00	CORRECT AMENDMENT	SH
2021 547-435-201	SOCIAL SECURITY	09/23/2020	202102	5,817.82	5,817.82	0.00	MOVE FUND 545 TO 547	SH
2021 547-435-202	GROUP INSURANCE	09/23/2020	202101	8,003.00	8,003.00	0.00	CORRECT AMENDMENT	SH
2021 547-435-202	GROUP INSURANCE	09/23/2020	202102	16,006.00	16,006.00	0.00	MOVE FUND 545 TO 547	SH
2021 547-435-203	RETIREMENT	09/23/2020	202101	3,767.46	3,767.46	0.00	COMBINE FUND 549 TO 547	SH
2021 547-435-203	RETIREMENT	09/23/2020	202102	6,220.89	6,220.89	0.00	CORRECT AMENDMENT	SH
2021 547-435-204	WORKERS COMPENSATI	09/23/2020	202101	377.67	377.67	0.00	MOVE FUND 545 TO 547	SH
2021 547-435-204	WORKERS COMPENSATI	09/23/2020	202102	623.61	623.61	0.00	COMBINE FUND 549 TO 547	SH
2021 547-435-206	UNEMPLOYMENT INSUR	09/23/2020	202101	142.51	142.51	0.00	MOVE FUND 545 TO 547	SH
2021 547-435-206	UNEMPLOYMENT INSUR	09/23/2020	202102	234.68	234.68	0.00	COMBINE FUND 549 TO 547	SH
EXPENDITURES - DA FOREF II				TOTAL AMENDMENTS	TOTAL	CHANGES		
2021 547-581-204	WORKERS COMPENSATI	09/30/2020	2021-4	724.68	723.85	-.83-	MATCH TO GRANT MANAGER	MK

ACCOUNT NUMBER	ACCOUNT NAME	DATE	AMDMT NUMBER	OLD BUDGET AMOUNT	AMENDED BUDGET AMOUNT	AMOUNT OF CHANGE	DESCRIPTION	CLK
2021 547-581-204	WORKERS COMPENSATI	09/30/2020	2021-5	723.85	723.88	.03	MATCH TO GRANT MANAGER	MK
2021 547-581-412	NON RESIDENTIAL SRV	09/23/2020	202103	5,109.00	5,109.00	0.00	MOVE 547 EXPENSE TO 556	SH
	TOTAL AMENDMENTS			5,832.85	5,832.88	0.03		
2021 547-585-103	SALARY EMPLOYEE	09/23/2020	20102	29,993.00	29,993.00	0.00	CORRECT AMENDMENT	SH
2021 547-585-201	SOCIAL SECURITY	09/23/2020	20102	2,294.46	2,294.46	0.00	CORRECT AMENDMENT	SH
2021 547-585-202	GROUP INSURANCE	09/23/2020	20102	8,003.00	8,003.00	0.00	CORRECT AMENDMENT	SH
2021 547-585-203	RETIREMENT CONTRIB	09/23/2020	20102	2,453.43	2,453.43	0.00	CORRECT AMENDMENT	SH
2021 547-585-204	WORKERS COMPENSATI	09/23/2020	20102	245.94	245.94	0.00	CORRECT AMENDMENT	SH
2021 547-585-206	UNEMPLOYMENT INSUR	09/23/2020	20102	92.17	92.17	0.00	CORRECT AMENDMENT	SH
2021 547-585-414	MENTAL HEALTH COUN	09/23/2020	202102	2,077.00	2,077.00	0.00	COMBINE FUND 549 TO 547	SH
2021 547-585-415	SEX OFFENDER COUNS	09/23/2020	202102	23,625.00	23,625.00	0.00	COMBINE FUND 549 TO 547	SH
2021 547-585-416	PSYCHO EVALUATION	09/23/2020	202102	2,700.00	2,700.00	0.00	COMBINE FUND 549 TO 547	SH
2021 547-585-419	PSYC PHYSICIANS LA	09/23/2020	202102	362.00	362.00	0.00	COMBINE FUND 549 TO 547	SH
	TOTAL AMENDMENTS			71,846.00	71,846.00	0.00		
2021 547-587-107	SALARIES - EXTRA H	09/30/2020	2021-3	9,517.93	9,517.73	0.20	MATCH TO GRANT MANAGER	MK
2021 547-587-107	SALARIES - EXTRA H	09/30/2020	2021-6	9,517.73	9,518.73	1.00	MATCH TO GRANT MANAGER	MK
	TOTAL AMENDMENTS			19,035.66	19,036.46	0.80		
2021 549-333-103	STATE AID - GRANT	09/23/2020	202102	71,846.00	71,846.00	0.00	COMBINE FUND 549 TO 547	SH
	TOTAL AMENDMENTS			71,846.00	71,846.00	0.00		
2021 549-585-103	SALARY EMPLOYEE	09/23/2020	202102	29,993.00	29,993.00	0.00	COMBINE FUND 549 TO 547	SH
2021 549-585-201	SOCIAL SECURITY TA	09/23/2020	202102	2,294.46	2,294.46	0.00	COMBINE FUND 549 TO 547	SH
2021 549-585-202	GROUP INSURANCE	09/23/2020	202102	8,003.00	8,003.00	0.00	COMBINE FUND 549 TO 547	SH
2021 549-585-203	RETIREMENT CONTRIB	09/23/2020	202102	2,453.43	2,453.43	0.00	COMBINE FUND 549 TO 547	SH
2021 549-585-204	WORKERS COMPENSATI	09/23/2020	202102	245.94	245.94	0.00	COMBINE FUND 549 TO 547	SH
2021 549-585-206	UNEMPLOYMENT INSUR	09/23/2020	202102	92.17	92.17	0.00	COMBINE FUND 549 TO 547	SH
2021 549-585-414	MENTAL HEALTH COUN	09/23/2020	202102	2,077.00	2,077.00	0.00	COMBINE FUND 549 TO 547	SH
2021 549-585-416	PSYCHO EVAL	09/23/2020	202102	2,700.00	2,700.00	0.00	COMBINE FUND 549 TO 547	SH
2021 549-585-419	PSYC PHYSICIANS LA	09/23/2020	202102	362.00	362.00	0.00	COMBINE FUND 549 TO 547	SH
	TOTAL AMENDMENTS			48,221.00	48,221.00	0.00		
2021 549-588-415	SEX OFFENDER COUNS	09/23/2020	202102	23,625.00	23,625.00	0.00	COMBINE FUND 549 TO 547	SH
	TOTAL AMENDMENTS			23,625.00	23,625.00	0.00		
2021 552-333-117	ETCOG REIMBURSEMEN	12/09/2020	210016	4,000.00	4,000.00	0.00	JUV BA #1	MK
2021 552-333-117	ETCOG REIMBURSEMEN	12/09/2020	210017	9,000.00	9,000.00	0.00	REVERSE #210016	MK
2021 552-333-117	ETCOG REIMBURSEMEN	12/09/2020	210018	4,000.00	4,000.00	0.00	CORRECT #210016	MK
	TOTAL AMENDMENTS			17,000.00	17,000.00	0.00		
2021 552-582-410	PSYCHOLOGICALS-ETC	12/09/2020	210016	4,000.00	4,000.00	0.00	JUV BA #1	MK
2021 552-582-410	PSYCHOLOGICALS-ETC	12/09/2020	210017	9,000.00	9,000.00	0.00	REVERSE #210016	MK
2021 552-582-410	PSYCHOLOGICALS-ETC	12/09/2020	210018	4,000.00	4,000.00	0.00	CORRECT #210016	MK
	TOTAL AMENDMENTS			17,000.00	17,000.00	0.00		
2021 556-333-114	GRANT R - ALLOCATI	09/23/2020	202103	5,109.00	5,109.00	0.00	MOVE 547 EXPENSE TO 556	SH
	TOTAL AMENDMENTS			5,109.00	5,109.00	0.00		
2021 556-582-412	NOBLE SUPPORT SERV	09/23/2020	202103	5,109.00	5,109.00	0.00	MOVE 547 EXPENSE TO 556	SH
2021 556-582-412	NOBLE SUPPORT SERV	09/30/2020	2021-0	5,108.80	5,108.80	0.20	MATCH GRANT MANAGER	MK
	TOTAL AMENDMENTS			10,217.80	10,217.80	0.20		
2021 816-390-021	TRANSFER FROM RB#1	11/12/2020	210008	0.00	10,928.80	10,928.80	R&B CFIG MATCHES	MK

ACCOUNT NUMBER	ACCOUNT NAME	DATE	AMDMT NUMBER	OLD BUDGET AMOUNT	AMENDED BUDGET AMOUNT	AMOUNT OF CHANGE	DESCRIPTION	CLK
2021 816-390-022	TRANSFER FROM RB#2	11/12/2020	210008	.00	13,182.00-	13,182.00-	R&B CIFG MATCHES	MK
2021 816-390-023	TRANSFER FROM RB#3	11/12/2020	210008	.00	11,116.24-	11,116.24-	R&B CIFG MATCHES	MK
2021 816-390-024	TRANSFER FROM RB#4	11/12/2020	210008	.00	10,708.76-	10,708.76-	R&B CIFG MATCHES	MK
	TOTAL AMENDMENTS			4	45,935.80-	45,935.80-		
2021 816-621-335	ROAD & BRIDGE MATE	11/12/2020	210008	54,644.00	65,572.80	10,928.80	R&B CIFG MATCHES	MK
	EXPENDITURES - R&B PCT 1			1	10,928.80	10,928.80		
2021 816-622-335	ROAD & BRIDGE MATE	11/12/2020	210008	65,911.01	79,093.01	13,182.00	R&B CIFG MATCHES	MK
	EXPENDITURES - R&B PCT 2			1	13,182.00	13,182.00		
2021 816-623-335	ROAD & BRIDGE MATE	11/12/2020	210008	55,581.22	66,697.46	11,116.24	R&B CIFG MATCHES	MK
	EXPENDITURES - R&B PCT 3			1	11,116.24	11,116.24		
2021 816-624-335	ROAD & BRIDGE MATE	11/12/2020	210008	53,543.78	64,252.54	10,708.76	R&B CIFG MATCHES	MK
	EXPENDITURES - R&B PCT 4			1	10,708.76	10,708.76		